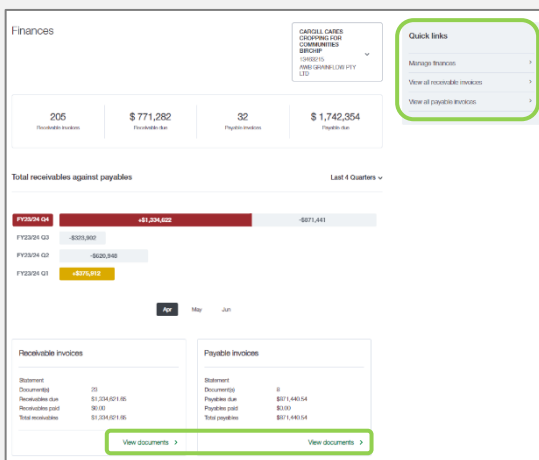


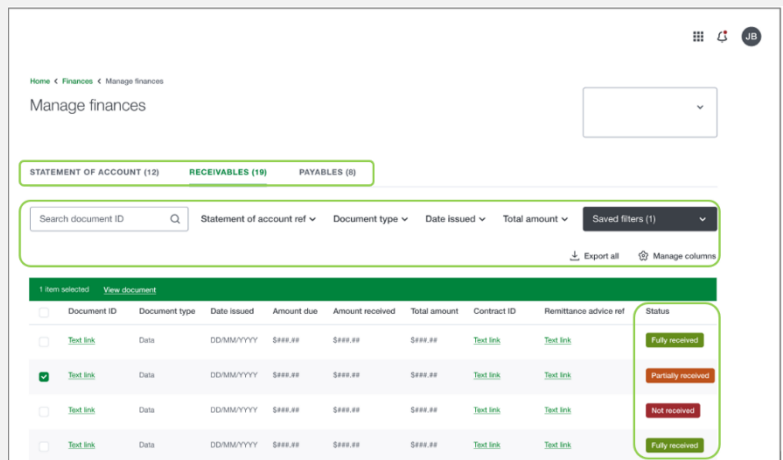
Manage Finances

Customer Hub allows you to access your finance information online. You can view details of financial transactions dating back to July 2018 to assist you manage your finances. You can view and download RCTIs, statements, remittance advice and invoices. To view finances or download payment paperwork, sign into the [Customer Hub](#), and click the Finances tile on the homepage.

Viewing Finances



The dashboard displays summary statistics for the selected NGR: 205 Receivable Invoices, \$ 771,282 Receivable Due, 32 Payable Invoices, and \$ 1,742,354 Payable Due. It includes a 'Quick links' section with options to manage finances, view receivable notices, and view payable invoices. Below the summary, there are sections for 'Total receivables against payables' and 'Receivable/ Payable Invoices' with 'View documents' buttons.



The 'Manage finances' detail listing has three tabs: STATEMENT OF ACCOUNT (12), RECEIVABLES (16), and PAYABLES (8). It features a search bar for document ID and various filters. A table lists documents with columns for Document ID, Document type, Date issued, Amount due, Amount received, Total amount, Contract ID, Remittance advice ref, and Status. Status indicators include 'Fully received', 'Partially received', and 'Not received'.

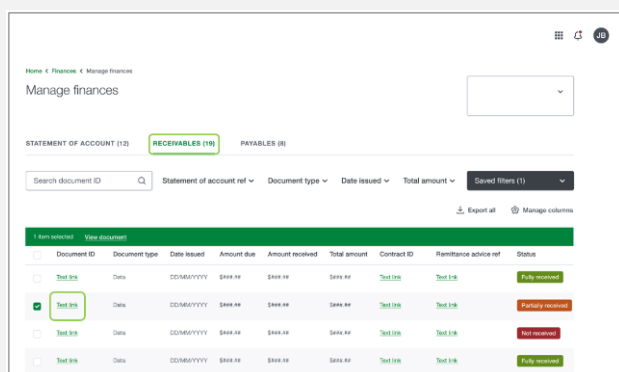
1. The Finances Dashboard displays a summary of your financial information for the selected NGR.

2. Use the Quick Links to navigate to Manage Finances to view more details

2. The Manage Finances detail listing has three tabs: Statement of account, Receivables and Payables.

- Payment status can be found in the status column
- Use the filters to locate a specific document
- Click 'Export All' to download the table into Excel

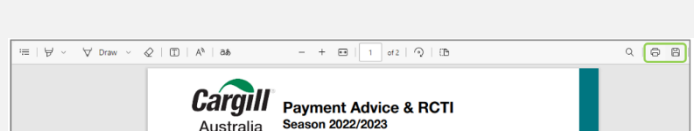
Downloading Payment Documents



This screenshot shows the 'Manage finances' detail listing with the 'RECEIVABLES (16)' tab selected. A document is highlighted in green, and a 'View document' button is visible next to it.

1. Contract Payments (Payment Advice and RCTI) and Remittance Advice documents can be found in the Receivable tab.

2. Click a 'Document ID' in the table to open as a PDF in a new tab.



The screenshot shows a PDF document viewer displaying a 'Cargill Australia Payment Advice & RCTI Season 2022/2023' document. The browser's top right corner shows a print and save icon.

3. Download or print a document using the print or save icon in the top right-hand corner of your browser.

*Note: If you have pop-up blockers enabled, the PDF may not open. Please allow pop-ups from the Customer Hub on your device to view documents.